
















ACTIVITIES FOR YOUR BABY...

- Emotional  Fine Muscle  Large Muscle  Learning/Thinking 
- Self-Help  Social  Speech/Language 

Nipissing District Developmental Screen™

The Nipissing, Nipissing District Developmental Screen, and NDDS are trademarks of NDDS Intellectual Property Association, used under license. All rights reserved.

The following activities will help you play your part in your child's development.

-  Get to know me. Touch me as you feed, dress and bathe me. Try to learn how I like to be handled; firmly or lightly, quickly or slowly. Massage my arms, legs, back, tummy and face. This is a good time to get to know one another.
 -  You're my first friend and my interactions with you help me with my relationships in the future.
 -  Relate to me by talking, singing, or cooing as you change my diaper, give me a bath, feed or dress me. I want you to be involved with me.
 -  I am most interested in your voice and face. I want you to hold me close so I can study your face.
 -  Talk, sing lullabies, say rhymes, or make up sayings so I can listen to the sound of your voice. Change your voice, I may like a high pitch or low pitch.
 -  Respond to my crying. It's my way of communicating if I'm hungry, tired, warm, need a diaper change, or am in discomfort. Hold me close; you won't spoil me.
 -  As you feed me hold me close and look at me. Smile, let me gaze into your eyes, and tell me how wonderful I am.
 -  To help me relax, hold me close to you and cuddle me as we rock in a rocking chair. Talk or sing to me, touch me, talk in a soft low voice, or play lullaby music. Loud noises scare me.
 -  I want my head supported as you hold me against your shoulder and you talk to me. I may try to lift my head for a few seconds to see my new world. There is so much to see.
 -  Mirrors, mobiles and dangling things are big favorites of mine.
 -  Please don't let anyone smoke around me.
 -  I'm too little to go for a long time without eating. I may need to eat sometime during the night.
 -  I need to sleep on my back on a firm, flat surface.
 -  When I am awake, and being watched, I need tummy time.
 -  I like movement but please don't shake me; it's not safe. My head is too heavy for my neck. Since I am so young, always support my head.
- Always talk to your health care or child care professional if you have any questions about your child's development or well being. See reverse side for instructions, limitation of liability, and product license.

INSTRUCTIONS FOR THE NIPISSING DISTRICT DEVELOPMENTAL SCREEN™

The Nipissing District Developmental Screen™ (NDDS™) is a tool designed to provide an easy-to-use method of recording the development and progress of infants and children. The areas of development covered by the Screen Forms include vision, hearing, communication (note: the language items refer to the child's ability in his/her first language), gross and fine motor, cognitive, social/emotional, and self-help. The Screens coincide with immunization schedules as well as key developmental stages up to age six. The ages are noted at the top of each Screen. The child's chronological age will determine which Screen to use, if the child falls between two ages, use the earlier Screen (e.g. for a 1 1/2 year old use the Screen for a 4 year old).

The skills in each Screen are expected to be mastered by most children by the age shown. If two or more "No" responses are marked a referral to a health care and/or child care professional is recommended. While the NDDS™ was designed to be completed by a parent or caregiver, the Screen Forms are not meant to be a substitute for professional advice, assessment and/or treatment from a health care and/or child care professional. Parents should always talk to their health care and/or child care professional if they have questions or concerns about their child's development or well being.

Additional information is available on our website. Visit us at www.ndds.ca.

ACTIVITIES FOR YOUR BABY/CHILD

The "Activities for Your Baby/Child" section of the Screen Forms is intended to provide parents and other caregivers with some information and activities to enhance their infant's/child's development. Each activity is coded with an icon to represent a primary area of development. If parents have questions or concerns about the appropriateness of any activity for their infant/child they should contact a health care or child care professional.

LIMITATION OF LIABILITY

Nipissing District Developmental Screen™ (NDDS™) has created and provides the Screen Forms to assist parents, health care and child care professionals (users) with a convenient and easy to use method of recording the development and progress of infants and children within certain age groupings.

The Screen Forms are not meant to be a substitute for the advice and/or treatment of health care and child care professionals trained to properly and professionally assess the development and progress of infants and children. As such, the Screen Forms are not intended or designed to be "do it yourself" substitutes for proper and professional advice and/or treatment.

Although the Screen forms may help users to determine when they need to seek out the advice and/or treatment of health care and child care professionals, it must be clearly understood by users that the Screen Forms can not substitute for the advice and/or treatment of health care and child care professionals. Users of the screen forms should consult with competent health care and child care professionals for advice and/or treatment respecting specific children and their particular needs.

Users should bear in mind the following when using the Screen Forms:

- (i) The needs of each infant/child are unique. Each infant/child will develop differently and as such, any perceived limitations in development must be reviewed by a health care and/or child care professional to be properly assessed.
- (ii) While every effort has been made to make the Screen Forms as culturally, economically and geographically neutral as possible, it must be understood by users that they may still reflect some cultural, economic or geographic prejudices. As such, these prejudices may affect a specific infant's/child's results in a Screen Form without actually reflecting a developmental limitation. Again, users should contact a health care and/or child care professional to review the needs of an individual infant/child.

(iii) The Screen Forms cannot contain every possible indicator of developmental limitations or goals to be met. As such, the Screen Forms are not designed for and should not be used to diagnose or treat perceived developmental limitations or other health needs.

Every effort has been made to ensure that the Screen Forms have been formulated with a reasonable standard of care. Except for this representation, and as otherwise specifically provided in the Screen Forms, NDDS™ make no representation or warranties, express or implied. This includes, but is not limited to, any implied warranty or merchantability of fitness for a particular use or purpose, and specifically disclaims any such warranties and representations. NDDS™ expressly disclaims any liability for loss, injury or damages incurred or occasioned as a consequence, directly or indirectly, of the use of the Screen Form.

The Screen Forms are sold with the understanding that NDDS™ is not engaged in rendering medical or child care advice or other professional services.

NIPISSING DISTRICT DEVELOPMENTAL SCREEN™ PRODUCT LICENSE

The Screen Forms, and any content contained therein including but not limited to text, graphics and artwork, is the copyright of Nipissing District Developmental Screen™, and is subject to copyright and other intellectual property laws. By purchasing the Screen Forms, the user agrees to be bound by the terms of the following limited license. Pursuant to the terms of this limited license the user is granted the following limited rights:

- (i) Each page of the Screen Form shall only be used in relation to an individual infant/child;
- (ii) When a Screen Form page has been used for an individual infant the completed Screen Form page may be copied for archival purposes only, or in order to provide a copy to a health care and child care professional in order to assist in the advice or treatment given by the recipient professional for the individual infant/child;
- (iii) The user shall not make copies of the Screen Form pages in any form except as provided in (ii) above;
- (iv) The user shall not modify the Screen Forms, either in whole or in part, and shall not remove any of the trademarks, trade names or copyright notices of Nipissing™, from the Screen Forms, either in whole or in part;
- (v) The user does not acquire any proprietary or other interest in the Screen Forms.

The Nipissing, Nipissing District Developmental Screen, and NDDS are trademarks of NDDS Intellectual Property Association, used under license. All rights reserved.